



NEW SOMBRE OIL POWERED, CARE OBSESSED. | **ODS² + PROTEIN EXTRACT TECHNOLOGY**

CHROMATICS
PRISMATIC PERMANENT COLOR,
ZERO AMMONIA.

SHADE CHART

© 2017 Redken, Inc. All rights reserved.

- Natural Level 5, Dark Brown
- BASE FORMULA**
- 1 1/2 oz. NEW 6M (6.8) Chromatics
 - 2 oz. 10 vol. Pro-oxide Cream Developer
- OPTIONAL BASE FORMULA**
- 2 oz. 8M Frosted Latte Shades EQ Cover Plus
 - 2 oz. 10 vol. Pro-oxide Cream Developer
- SOMBRE FORMULA 1**
- 2 oz. 8NA (8.0) Chromatics Ultra Rich
 - 2 oz. 10 vol. Chromatics Oil in Cream Developer
- SOMBRE FORMULA 2**
- 1 oz. 8P (8.9) Chromatics Ultra Rich
 - 1 oz. 10P (10.9) Chromatics Ultra Rich
 - 2 oz. 20 vol. Chromatics Oil in Cream Developer
- GLAZE FORMULA**
- 1 oz. Crystal Clear Shades EQ Gloss
 - 2 oz. 09NW Cream Soda Shades EQ Gloss
- SOMBRE FORMULA 2**
- 2 oz. 08Cl Tenerefe Shades EQ Gloss
 - 2 oz. Shades EQ Processing Solution
- SOMBRE FORMULA 1**
- 2 oz. 08Cl Tenerefe Shades EQ Gloss
 - 2 oz. Shades EQ Processing Solution

WOM BY ASHLEY MOORE



WOM BY AMBER LE BON



SOMBRE

THE HAIRCOLOR TREND EVERYONE'S TALKING ABOUT

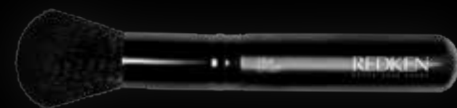
Give every client naturally glam dimension with the color trend everyone's talking about...NEW Sombre. Brunette and blonde are blurred together to create a beautiful, low-contrast soft ombre. Customize a look for every client with Chromatics and finish with Shades EQ for the professional difference.

NEW! CHROMATICS MOCHAS

Rich mocha shades; the perfect balance of gold, mahogany and soft violet tones.

6M 6.8	Inspired by hot chocolate, this shade is best suited for medium to lighter bases. The warmer reflects best complement golden skin tones. Mix with NW on higher percentages of gray.
4M 4.8	This enticing shade will provide rich, deep chocolate tones with a hint of red. Ideal on dark and medium bases. May be mixed with N for absolute coverage of gray.

BLUR BRUSH



Use Redken's exclusive **Blur Brush** to help you create a **Sombre** effect. The longer bristles:

- Help distribute formulas evenly
- Create a gentle transition from one shade to the next
- Help you achieve a beautifully seamless Sombre!



Ashley Moore wears Mocha Sombre. Haircolor by Redken Artist Sean Godard

PRE-SERVICE STEPS

PRE-SERVICE BEST PRACTICES

Before you begin any **chemical service...**

- Precisely follow package instructions for haircolor, lightener and texture products
- Wear suitable gloves for all applications
- Perform necessary patch tests as outlined in the directions
- Utilize protective smocks or capes for you and your clients during the service

SKIN ALLERGY TEST

PERFORM A SKIN ALLERGY TEST 48 HOURS BEFORE EACH USE OF THIS PRODUCT, AS ALLERGIES CAN DEVELOP SUDDENLY, EVEN THOUGH YOUR CLIENT HAS PREVIOUSLY USED A HAIRCOLOR PRODUCT FROM THIS BRAND OR ANOTHER.

If your client has a tattoo, the risk of an allergic reaction may be increased.

SKIN ALLERGY TEST INSTRUCTIONS

- Use soap and water to clean an area the size of a quarter in the bend of your client's elbow. Pat dry.
- Using a plastic utensil, mix 1 part **Chromatics** to 1 part 20 volume **Oil in Cream** Developer in a plastic or glass container. Tightly recap the hair colorant and developer. Do not use metal utensils.
- Apply mixture to the test area with a cotton swab or ball.
- Let test spot dry. **Instruct client not to wash, cover or disturb for 48 hours.**
- Instruct client to examine test area periodically over the next 48 hours. If he/she experiences any reactions such as redness, burning, itching, swelling, skin abrasions, eruptions or irritation in or around the test area, **DO NOT COLOR YOUR CLIENT'S HAIR UNTIL HE OR SHE HAS CONSULTED A DOCTOR.**

STRAND TEST

Chromatics may be readily accepted by porous hair that has been chemically treated or damaged from environmental exposure or heat styling. Always conduct a preliminary strand test to determine how the hair will accept color. Apply **Chromatics** to a small section of hair and process 35 minutes; adjust the formula accordingly.

ADDITIONAL REDKEN PRODUCTS

Redken offers advanced in-salon treatments plus a complete collection of haircare and styling products to enhance your talents:

<p>REDKEN CHEMISTRY</p> <p>Customized in-salon services help you treat and transform every client's hair—while increasing your revenue.</p>	<p>STYLING</p> <p>Innovative products create any look from runway volume to flexible texture. Includes Pillow Proof Blow Dry, the first and last step for every style.</p>
<p>REDKEN FOR MEN</p> <p>High-performance groomers including haircare, styling and the industry's first professional haircolor for men to create effortless styles.</p>	<p>HAIRCARE</p> <p>Scientifically advanced, benefit-driven shampoos, conditioners and treatments deliver simple solutions to hair's specific needs.</p>

<p>DIAMOND OIL</p> <p>Provides shatterproof strength and multi-faceted shine to dull, damaged hair. A silicone-free blend of oils penetrates each level of the hair fiber to nourish and strengthen.</p>	<p>NEW CERAFILL THINNING HAIR SOLUTIONS</p> <p>Easy to navigate universal systems offer proven results for all types of thinning hair, from early signs to advanced stages. Dermatologist endorsed.</p>	<p>CURVACEOUS</p> <p>Complete collection of haircare and styling products specially formulated to bring out the best in every curl.</p>
---	--	--

OIL POWERED, CARE OBSESSED. | ODS² + PROTEIN EXTRACT TECHNOLOGY

ODS² (Oil Delivery System) is a breakthrough Zero Ammonia carrier system that revolutionizes the way active ingredients are delivered to the hair strand:

- The cuticle is enveloped in a layer of protective oil-based formula, allowing for active ingredients to be propelled into the cortex.
- **Hair is 2X fortified***, with long-lasting color and stunning shine.

1. SURROUND



A mixture of **DYES, OIL** and **PROTEIN EXTRACTS** surrounds hair's cuticle

2. PROPEL



ODS² propels **DYES** and **PROTEIN EXTRACTS** into the cortex

3. 2X FORTIFIED*



The hair strand is **2X FORTIFIED*** and infused with **COLOR**


*Haircolor System with 20 Volume Oil in Cream Developer and Redken Hair Cleansing Cream Shampoo vs. uncolored hair treated with a non-conditioning shampoo.

REDKEN HAIRCOLOR COLLECTION

<p>CHROMATICS Prismatic Permanent Color. Zero Ammonia.</p> <ul style="list-style-type: none"> • ODS² + Protein Extract Technology • Advanced Zero Ammonia, Zero Odor formula • Multi-dimensional results with up to 100% gray coverage • Also includes Ultra Rich for monochromatic results; Beyond Cover for 100% gray coverage on 75-100% gray hair; and Remixed for corrective and custom color effects. 	<p>COLOR FUSION Advanced Performance Color Cream</p> <ul style="list-style-type: none"> • ColorBond Technology • 100% oxidative dyes for healthy-looking, multi-dimensional results • Lighten, darken, match natural color or cover gray • Also includes Cover Fusion for 100% coverage on 50-100% gray hair; Extra Lift for up to 5 levels of lift; and Hi-Fusion to boost intensity 	<p>COLOR GELS Permanent Conditioning Haircolor</p> <ul style="list-style-type: none"> • Select Dye System with 100% oxidative, long-lasting, UV stable dyes • Brighten, darken, change or correct • Exceptional gray coverage from a few strands to high percentages • Also includes Fashion Gels for ultra-high lift with superior tonal control 	<p>BLONDE IDOL Lightening for Every Level</p> <ul style="list-style-type: none"> • High Lift Conditioning Cream Haircolor for up to 5 levels of lift • Customizable Blue Oil Lightening System for up to 7 levels of lift • Base Breakers for 1 level of lift in just 10 minutes • Your ultimate toolkit for highlights, balayage and all-over blonde
<p>PERMANENT COLOR</p> <p>SHADES EQ Equalizing Conditioning Color</p> <ul style="list-style-type: none"> • Ammonia-free, acidic demi-permanent liquid • Glaze, refresh and correct. Refresh all Redken permanent color! • Blend 50% gray with a sheer result • Also includes Shades EQ Cream to blend 50% gray with a deeper result and Cover Plus for up to 75% gray blending 	<p>TEMPORARY COLOR</p> <p>COLOR REBEL Hair Makeup</p> <ul style="list-style-type: none"> • Temporary color in 5 vibrant fashion shades and 5 natural shades • Goes on easy, dries fast • Won't smudge off on clothes • Makeup-inspired sponge applicator 	<p>MEANS</p> <p>REDKEN FOR MEN Color Camo</p> <ul style="list-style-type: none"> • 5 min. Custom Gray Camouflage • Advanced ammonia-free, permanent dye technology with demi-permanent results offers 5 minute processing time • Use to camouflage and blend gray • Contains protein and quinoa oil for strength and shine • 6 natural-looking shades in 2 families 	

CHROMATICS

PRISMATIC PERMANENT COLOR, ZERO AMMONIA.



BEYOND COVER CHROMATICS

AGE-DEFYING PERMANENT COLOR

LEVEL	DESCRIPTION	UNDERTONE	CORRECTIVE TONE
10	ULTRA PALE BLONDE	PALE YELLOW	VIOLET
9	VERY LIGHT BLONDE	YELLOW	VIOLET
8	LIGHT BLONDE	YELLOW/ORANGE	BLUE/VIOLET
7	MEDIUM BLONDE	LIGHT BLONDE	BLUE/VIOLET
6	DARK BLONDE	MEDIUM BLONDE	ORANGE
5	LIGHT BROWN	DARK BLONDE	RED/ORANGE
4	MEDIUM BROWN	LIGHT BROWN	RED
3	DARK BROWN	DARK BROWN	RED/VIOLET
2	DARKEST BROWN	BLUE/VIOLET	BLUE/VIOLET
1	BLACK	BLACK	BLUE

LEVEL	DESCRIPTION	UNDERTONE	CORRECTIVE TONE
10A	ULTRA BLONDE	10A1	10A2
9A	VERY LIGHT BLONDE	9A1	9A2
8A	LIGHT BLONDE	8A1	8A2
7A	MEDIUM BLONDE	7A1	7A2
6A	DARK BLONDE	6A1	6A2
5A	LIGHT BROWN	5A1	5A2
4A	MEDIUM BROWN	4A1	4A2
3A	DARK BROWN	3A1	3A2
2A	DARKEST BROWN	2A1	2A2
1A	BLACK	1A1	1A2

LEVEL	DESCRIPTION	UNDERTONE	CORRECTIVE TONE
10N	ULTRA BLONDE	10N1	10N2
9N	VERY LIGHT BLONDE	9N1	9N2
8N	LIGHT BLONDE	8N1	8N2
7N	MEDIUM BLONDE	7N1	7N2
6N	DARK BLONDE	6N1	6N2
5N	LIGHT BROWN	5N1	5N2
4N	MEDIUM BROWN	4N1	4N2
3N	DARK BROWN	3N1	3N2
2N	DARKEST BROWN	2N1	2N2
1N	BLACK	1N1	1N2

LEVEL	DESCRIPTION	UNDERTONE	CORRECTIVE TONE
10NB	ULTRA BLONDE	10NB1	10NB2
9NB	VERY LIGHT BLONDE	9NB1	9NB2
8NB	LIGHT BLONDE	8NB1	8NB2
7NB	MEDIUM BLONDE	7NB1	7NB2
6NB	DARK BLONDE	6NB1	6NB2
5NB	LIGHT BROWN	5NB1	5NB2
4NB	MEDIUM BROWN	4NB1	4NB2
3NB	DARK BROWN	3NB1	3NB2
2NB	DARKEST BROWN	2NB1	2NB2
1NB	BLACK	1NB1	1NB2

CHROMATICS CLEAR
Clear the color's version of Chromatics (it may be used alone to lift without deposit or to dilute or cut to make a shade.)

Shade contains Rubiliane copper dye
Shade contains Cambril red dye
Shade contains Cambril red dye

CHROMATICS TRADITIONAL LEVEL SYSTEM CHART

LEVEL	DESCRIPTION	UNDERTONE	CORRECTIVE TONE
10	ULTRA PALE BLONDE	PALE YELLOW	VIOLET
9	VERY LIGHT BLONDE	YELLOW	VIOLET
8	LIGHT BLONDE	YELLOW/ORANGE	BLUE/VIOLET
7	MEDIUM BLONDE	LIGHT BLONDE	BLUE/VIOLET
6	DARK BLONDE	MEDIUM BLONDE	ORANGE
5	LIGHT BROWN	DARK BLONDE	RED/ORANGE
4	MEDIUM BROWN	LIGHT BROWN	RED
3	DARK BROWN	DARK BROWN	RED/VIOLET
2	DARKEST BROWN	BLUE/VIOLET	BLUE/VIOLET
1	BLACK	BLACK	BLUE

opposites neutralize. To enhance tones, select a shade with a similar tonal value.

WORKING WITH UNDERTONES
Undertones are the unrefined warm tones exposed during the lifting process. Always consider the exposed undertones visible at the target level. To counteract undertones, select a shade level with tonal value opposite to the undertone exposed at the target level. Remember, opposites neutralize. To enhance undertones, select a shade with a tonal value similar to the undertone exposed at the target level.

Background Color is the portion of the color base that helps produce balanced, natural looking results and gives the shade its foundation. Brown to tan background helps ensure gray coverage and black to gray background helps to diminish warmth when lifting. Tone is the portion of the base that gives a shade its unique character.

THE COLOR WHEEL
Always consider the tone of the hair that you are starting with. Use the color wheel to counteract or enhance tones. To counteract tones, select a shade with an opposite tonal value. Remember, opposites neutralize.

FORMULATION GUIDELINES
1. Determine your client's natural hair color level. Remember to consider percentage of gray, hair texture, condition, and hair density.
2. Determine the target color (final level and tone) desired by your client.
3. Determine the undertone found at the target level (see Level System Chart).
4. Select the Chromatics shade and volume of Chromatics Chromatics Haircolor.

FORMULATION EXAMPLE FOR LIFTING NATURAL PIGMENT:
1. Natural Level: 5 Light Brown/ Blonde with natural tones
2. Target Color: Level 7 Medium Blonde with natural tones
3. Undertone at Level 7: orange
4. Formula: 2 oz. 7N (7) Chromatics + 2 oz. 20 vol. Chromatics Oil in Cream Developer

FORMULATION EXAMPLE FOR COVERING GRAY:
1. Natural Level: 4 Medium Brown/ 50-75% gray
2. Target Color: Level 6 Dark Blonde with soft golden tones
3. Undertone at Level 6: red/orange
4. Formula: Mix ½ oz. 6NW (6.03) Chromatics and ½ oz. 6G (6.3) Chromatics + 2 oz. 20 vol. Chromatics Oil in Cream Developer

FOR A MORE TRADITIONAL COVERAGE RESULT:
1. For clients with less than 50% gray who want additional coverage, consider adding a small amount of N or NW (03). For example on 30% gray, mix 1 ½ 7Ab (7.1) + ½ 7N (7)
2. For clients with 50% gray or more, mix equal parts of N or NW (03) into desired shade. For example on 30% gray, mix ½ 7Ab (7.1) + ½ 7N (7)
3. Mix N or NW (03) 1 level darker than your desired level.
4. Extend processing time by 5 to 10 minutes (total processing time 40-45 minutes).

TECHNICAL INFORMATION

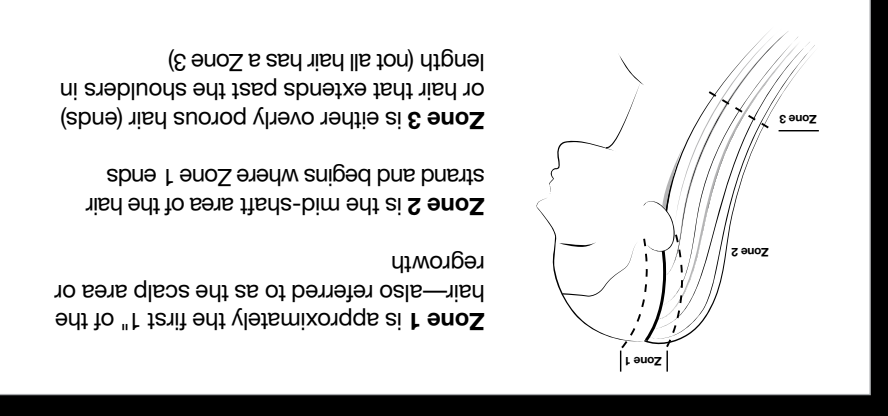
2. FORMULATION

GUIDELINES FOR COVERING GRAY HAIR

FORMULATION EXAMPLE FOR COVERING GRAY:
1. Natural Level: 4 Medium Brown/ 50-75% gray
2. Target Color: Level 6 Dark Blonde with soft golden tones
3. Undertone at Level 6: red/orange
4. Formula: Mix ½ oz. 6NW (6.03) Chromatics and ½ oz. 6G (6.3) Chromatics + 2 oz. 20 vol. Chromatics Oil in Cream Developer

BEYOND COVER EXAMPLE FOR COVERING GRAY
1. Natural Level: 4 Medium Brown/ 75-100% gray
2. Target color: Level 6 Dark Blonde with soft golden tones
3. Undertone at Level 6: red/orange
4. Mix: 2 oz. 6G (6.32) Chromatics Beyond Cover + 2 oz. 20 vol. Chromatics Oil in Cream Developer

4. APPLICATION
1. Pre-treat the hair with Redken Pre-treat and Hair Cleansing Cream. Follow with Extreme CAT or Redken Chemistry as needed. Dry hair.
2. Apply color generously to Zone 1 (the scalp area) using fine ¼" diagonal partings
3. Use the opposite diagonal to cross-check your application to ensure proper application.
4. Use a timer to ensure accurate timing. Do not cover or under process.

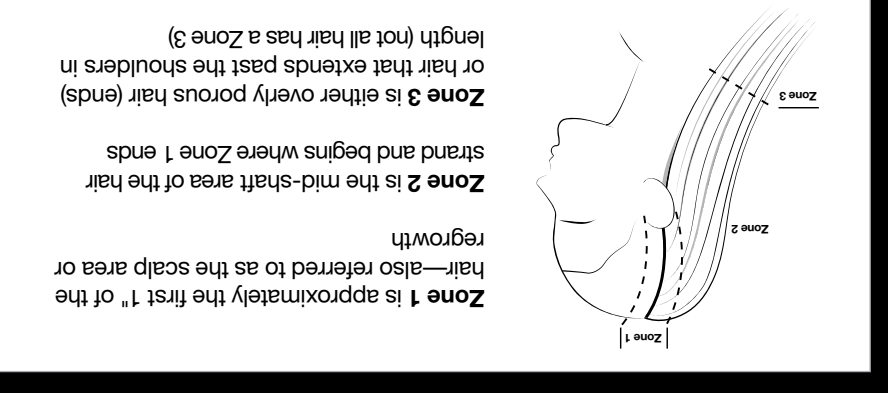


ON-SCALP
For all on-scalp applications, start with dry hair and divide into 4 sections. Take ¼" (0.5 cm) partings for even saturation. Can be applied with bowl and brush or bottle. Process according to mixing and processing chart. Rinse, shampoo with Hair Cleansing Cream.


HAIR COLOR APPLICATION BEST PRACTICES
1. Pre-treat the hair with Redken Pre-treat and Hair Cleansing Cream. Follow with Extreme CAT or Redken Chemistry as needed. Dry hair.
2. Apply color generously to Zone 1 (the scalp area) using fine ¼" diagonal partings
3. Use the opposite diagonal to cross-check your application to ensure proper application.
4. Use a timer to ensure accurate timing. Do not cover or under process.

3. MIXING & PROCESSING

UNDERSTANDING "ZONES"
Redken uses the term "Zones" to refer to specific areas of the hair strand. The hair is divided into 3 Zones. Each Zone will accept color differently based on the condition of the hair. Understanding Zones will help you achieve even color results.



OFF-SCALP
For weave or highlighting applications, start with dry hair. Process according to Mixing and Processing chart after wrapping the last foil. Rinse and shampoo with Hair Cleansing Cream or Color Extend Magnetics.
Color Extend Magnetics



CHROMATICS REMIXED

Mix with any Chromatics shade in a 1:7 ratio for best results.

LEVEL	DESCRIPTION	UNDERTONE	CORRECTIVE TONE
10A	ULTRA BLONDE	10A1	10A2
9A	VERY LIGHT BLONDE	9A1	9A2
8A	LIGHT BLONDE	8A1	8A2
7A	MEDIUM BLONDE	7A1	7A2
6A	DARK BLONDE	6A1	6A2
5A	LIGHT BROWN	5A1	5A2
4A	MEDIUM BROWN	4A1	4A2
3A	DARK BROWN	3A1	3A2
2A	DARKEST BROWN	2A1	2A2
1A	BLACK	1A1	1A2

LEVEL	DESCRIPTION	UNDERTONE	CORRECTIVE TONE
10NB	ULTRA BLONDE	10NB1	10NB2
9NB	VERY LIGHT BLONDE	9NB1	9NB2
8NB	LIGHT BLONDE	8NB1	8NB2
7NB	MEDIUM BLONDE	7NB1	7NB2
6NB	DARK BLONDE	6NB1	6NB2
5NB	LIGHT BROWN	5NB1	5NB2
4NB	MEDIUM BROWN	4NB1	4NB2
3NB	DARK BROWN	3NB1	3NB2
2NB	DARKEST BROWN	2NB1	2NB2
1NB	BLACK	1NB1	1NB2

LEVEL	DESCRIPTION	UNDERTONE	CORRECTIVE TONE
10N	ULTRA BLONDE	10N1	10N2
9N	VERY LIGHT BLONDE	9N1	9N2
8N	LIGHT BLONDE	8N1	8N2
7N	MEDIUM BLONDE	7N1	7N2
6N	DARK BLONDE	6N1	6N2
5N	LIGHT BROWN	5N1	5N2
4N	MEDIUM BROWN	4N1	4N2
3N	DARK BROWN	3N1	3N2
2N	DARKEST BROWN	2N1	2N2
1N	BLACK	1N1	1N2

LEVEL	DESCRIPTION	UNDERTONE	CORRECTIVE TONE
10NB	ULTRA BLONDE	10NB1	10NB2
9NB	VERY LIGHT BLONDE	9NB1	9NB2
8NB	LIGHT BLONDE	8NB1	8NB2
7NB	MEDIUM BLONDE	7NB1	7NB2
6NB	DARK BLONDE	6NB1	6NB2
5NB	LIGHT BROWN	5NB1	5NB2
4NB	MEDIUM BROWN	4NB1	4NB2
3NB	DARK BROWN	3NB1	3NB2
2NB	DARKEST BROWN	2NB1	2NB2
1NB	BLACK	1NB1	1NB2

LEVEL	DESCRIPTION	UNDERTONE	CORRECTIVE TONE
10NB	ULTRA BLONDE	10NB1	10NB2
9NB	VERY LIGHT BLONDE	9NB1	9NB2
8NB	LIGHT BLONDE	8NB1	8NB2
7NB	MEDIUM BLONDE	7NB1	7NB2
6NB	DARK BLONDE	6NB1	6NB2
5NB	LIGHT BROWN	5NB1	5NB2
4NB	MEDIUM BROWN	4NB1	4NB2
3NB	DARK BROWN	3NB1	3NB2
2NB	DARKEST BROWN	2NB1	2NB2
1NB	BLACK	1NB1	1NB2

LEVEL	DESCRIPTION	UNDERTONE	CORRECTIVE TONE
10NB	ULTRA BLONDE	10NB1	10NB2
9NB	VERY LIGHT BLONDE	9NB1	9NB2
8NB	LIGHT BLONDE	8NB1	8NB2
7NB	MEDIUM BLONDE	7NB1	7NB2
6NB	DARK BLONDE	6NB1	6NB2
5NB	LIGHT BROWN	5NB1	5NB2
4NB	MEDIUM BROWN	4NB1	4NB2
3NB	DARK BROWN	3NB1	3NB2
2NB	DARKEST BROWN	2NB1	2NB2
1NB	BLACK	1NB1	1NB2

LEVEL	DESCRIPTION	UNDERTONE	CORRECTIVE TONE
10NB	ULTRA BLONDE	10NB1	10NB2
9NB	VERY LIGHT BLONDE	9NB1	9NB2
8NB	LIGHT BLONDE	8NB1	8NB2
7NB	MEDIUM BLONDE	7NB1	7NB2
6NB	DARK BLONDE	6NB1	6NB2
5NB	LIGHT BROWN	5NB1	5NB2
4NB	MEDIUM BROWN	4NB1	4NB2
3NB	DARK BROWN	3NB1	3NB2
2NB	DARKEST BROWN	2NB1	2NB2
1NB	BLACK	1NB1	1NB2

LEVEL	DESCRIPTION	UNDERTONE	CORRECTIVE TONE
10NB	ULTRA BLONDE	10NB1	10NB2
9NB	VERY LIGHT BLONDE	9NB1	9NB2
8NB	LIGHT BLONDE	8NB1	8NB2
7NB	MEDIUM BLONDE	7NB1	7NB2
6NB	DARK BLONDE	6NB1	6NB2
5NB	LIGHT BROWN	5NB1	5NB2
4NB	MEDIUM BROWN	4NB1	4NB2
3NB	DARK BROWN	3NB1	3NB2
2NB	DARKEST BROWN	2NB1	2NB2
1NB	BLACK	1NB1	1NB2

LEVEL	DESCRIPTION	UNDERTONE	CORRECTIVE TONE
10NB	ULTRA BLONDE	10NB1	10NB2
9NB	VERY LIGHT BLONDE	9NB1	9NB2
8NB	LIGHT BLONDE	8NB1	8NB2
7NB	MEDIUM BLONDE	7NB1	7NB2
6NB	DARK BLONDE	6NB1	6NB2
5NB	LIGHT BROWN	5NB1	5NB2
4NB	MEDIUM BROWN	4NB1	4NB2
3NB	DARK BROWN	3NB1	3NB2
2NB	DARKEST BROWN	2NB1	2NB2
1NB	BLACK	1NB1	1NB2

LEVEL	DESCRIPTION	UNDERTONE	CORRECTIVE TONE
10NB	ULTRA BLONDE	10NB1	10NB2
9NB	VERY LIGHT BLONDE	9NB1	9NB2
8NB	LIGHT BLONDE	8NB1	8NB2
7NB	MEDIUM BLONDE	7NB1	7NB2
6NB	DARK BLONDE	6NB1	6NB2
5NB	LIGHT BROWN	5NB1	5NB2
4NB	MEDIUM BROWN	4NB1	4NB2
3NB	DARK BROWN	3NB1	3NB2
2NB	DARKEST BROWN	2NB1	2NB2
1NB	BLACK	1NB1	1NB2

LEVEL	DESCRIPTION	UNDERTONE	CORRECTIVE TONE
10NB	ULTRA BLONDE	10NB1	10NB2
9NB	VERY LIGHT BLONDE	9NB1	9NB2
8NB	LIGHT BLONDE	8NB1	8NB2
7NB	MEDIUM BLONDE	7NB1	7NB2
6NB	DARK BLONDE	6NB1	6NB2
5NB	LIGHT BROWN	5NB1	5NB2
4NB	MEDIUM BROWN	4NB1	4NB2
3NB	DARK BROWN	3NB1	3NB2
2NB	DARKEST BROWN	2NB1	2NB2
1NB	BLACK	1NB1	1NB2

LEVEL	DESCRIPTION	UNDERTONE	CORRECTIVE TONE
10NB	ULTRA BLONDE	10NB1	10NB2
9NB	VERY LIGHT BLONDE	9NB1	9NB2
8NB	LIGHT BLONDE	8NB1	8NB2
7NB	MEDIUM BLONDE	7NB1	7NB2
6NB	DARK BLONDE	6NB1	6NB2
5NB	LIGHT BROWN	5NB1	5NB2
4NB	MEDIUM BROWN	4NB1	4NB2
3NB	DARK BROWN	3NB1	3NB2
2NB	DARKEST BROWN	2NB1	2NB2
1NB	BLACK	1NB1	1NB2

LEVEL	DESCRIPTION	UNDERTONE	CORRECTIVE TONE
10NB	ULTRA BLONDE	10NB1	10NB2
9NB	VERY LIGHT BLONDE	9NB1	9NB2
8NB	LIGHT BLONDE	8NB1	8NB2
7NB	MEDIUM BLONDE	7NB1	7NB2
6NB	DARK BLONDE	6NB1	6NB2
5NB	LIGHT BROWN	5NB1	5NB2
4NB	MEDIUM BROWN	4NB1	4NB2
3NB	DARK BROWN	3NB1	3NB2
2NB	DARKEST BROWN	2NB1	2NB2
1NB	BLACK	1NB1	1NB2

LEVEL	DESCRIPTION	UNDERTONE	CORRECTIVE TONE
10NB	ULTRA BLONDE	10NB1	10NB2
9NB	VERY LIGHT BLONDE	9NB1	9NB2
8NB	LIGHT BLONDE	8NB1	8NB2